

**Application for a premises licence to be granted
under the Licensing Act 2003**

PLEASE READ THE FOLLOWING INSTRUCTIONS FIRST

Before completing this form please read the guidance notes at the end of the form. If you are completing this form by hand please write legibly in block capitals. In all cases ensure that your answers are inside the boxes and written in black ink. Use additional sheets if necessary.

You may wish to keep a copy of the completed form for your records.

I/We DIA Y NOCHE LIMITED

(Insert name(s) of applicant)

apply for a premises licence under section 17 of the Licensing Act 2003 for the premises described in Part 1 below (the premises) and I/we are making this application to you as the relevant licensing authority in accordance with section 12 of the Licensing Act 2003

Part 1 – Premises details

Postal address of premises or, if none, ordnance survey map reference or description 39 THE OAKS SQUARE			
Post town	EPSOM	Postcode	KT19 8AS
Telephone number at premises (if any)		07768194491	
Non-domestic rateable value of premises		£ 14,197.65	

Part 2 - Applicant details

Please state whether you are applying for a premises licence as Please tick as appropriate

- | | | |
|--|-------------------------------------|-----------------------------|
| a) an individual or individuals * | <input type="checkbox"/> | please complete section (A) |
| b) a person other than an individual * | | |
| i as a limited company/limited liability partnership | <input checked="" type="checkbox"/> | please complete section (B) |
| ii as a partnership (other than limited liability) | <input type="checkbox"/> | please complete section (B) |
| iii as an unincorporated association or | <input type="checkbox"/> | please complete section (B) |
| iv other (for example a statutory corporation) | <input type="checkbox"/> | please complete section (B) |
| c) a recognised club | <input type="checkbox"/> | please complete section (B) |
| d) a charity | <input type="checkbox"/> | please complete section (B) |

- e) the proprietor of an educational establishment ☐ please complete section (B)
- f) a health service body ☐ please complete section (B)
- g) a person who is registered under Part 2 of the Care Standards Act 2000 (c14) in respect of an independent hospital in Wales ☐ please complete section (B)
- ga) a person who is registered under Chapter 2 of Part 1 of the Health and Social Care Act 2008 (within the meaning of that Part) in an independent hospital in England ☐ please complete section (B)
- h) the chief officer of police of a police force in England and Wales ☐ please complete section (B)

* If you are applying as a person described in (a) or (b) please confirm (by ticking yes to one box below):

- I am carrying on or proposing to carry on a business which involves the use of the premises for licensable activities; or ☒
- I am making the application pursuant to a
- statutory function or ☐
- a function discharged by virtue of Her Majesty's prerogative ☐

(A) INDIVIDUAL APPLICANTS (fill in as applicable)

Mr <input type="checkbox"/>	Mrs <input type="checkbox"/>	Miss <input type="checkbox"/>	Ms <input type="checkbox"/>	Other Title (for example, Rev)	
Surname			First names		
Date of birth over		I am 18 years old or <input type="checkbox"/> Please tick yes			
Nationality					
Current residential address if different from premises address					
Post town				Postcode	
Daytime contact telephone number					
E-mail address (optional)					

SECOND INDIVIDUAL APPLICANT (if applicable)

Mr <input type="checkbox"/>	Mrs <input type="checkbox"/>	Miss <input type="checkbox"/>	Ms <input type="checkbox"/>	Other Title (for example, Rev)	
-----------------------------	------------------------------	-------------------------------	-----------------------------	--------------------------------	--

Surname		First names	
Date of birth over		I am 18 years old or <input type="checkbox"/> Please tick yes	
Nationality			
Current postal address if different from premises address			
Post town		Postcode	
Daytime contact telephone number			
E-mail address (optional)			

(B) OTHER APPLICANTS

Please provide name and registered address of applicant in full. Where appropriate please give any registered number. In the case of a partnership or other joint venture (other than a body corporate), please give the name and address of each party concerned.

Name DIA Y NOCHE LIMITED
Address 71 – 75 SHELTON STREET LONDON WC2H 9JQ
Registered number (where applicable) 10585204
Description of applicant (for example, partnership, company, unincorporated association etc.) PRIVATE LIMITED COMPANY
Telephone number (if any) 07768 194491
E-mail address (optional) deankirby66@hotmail.co.uk

Part 3 Operating Schedule

When do you want the premises licence to start?

DD		MM		YYYY			
0	1	0	5	2	0	1	7

If you wish the licence to be valid only for a limited period, when do you want it to end?

DD		MM		YYYY			

Please give a general description of the premises (please read guidance note 1)

120M2 UNIT SITUATED ON GROUND FLOOR LEVEL ONLY WITHIN A COMPLEX OF BARS & RESTAURANTS
WITH AN INTERNAL SEATING AREA OF 70M2 THE REMAINING AREA CONSISTS OF BAR, KITCHEN, LADIES, GENTS & DISABLED BATHROOMS
THERE IS AN OUTSIDE TERRACE OF APX 30M2 ACROSS THE FRONT OF THE UNIT
DOUBLE ENTRY DOOR SYSTEM WITH REAR FIRE EXIT DOUBLE DOORS TO LOADING AREA

If 5,000 or more people are expected to attend the premises at any one time, please state the number expected to attend.

N/A

What licensable activities do you intend to carry on from the premises?

(please see sections 1 and 14 and Schedules 1 and 2 to the Licensing Act 2003)

Provision of regulated entertainment (please read guidance note 2)

Please tick all that apply

- | | |
|---|-------------------------------------|
| a) plays (if ticking yes, fill in box A) | <input type="checkbox"/> |
| b) films (if ticking yes, fill in box B) | <input type="checkbox"/> |
| c) indoor sporting events (if ticking yes, fill in box C) | <input type="checkbox"/> |
| d) boxing or wrestling entertainment (if ticking yes, fill in box D) | <input type="checkbox"/> |
| e) live music (if ticking yes, fill in box E) | <input checked="" type="checkbox"/> |
| f) recorded music (if ticking yes, fill in box F) | <input checked="" type="checkbox"/> |
| g) performances of dance (if ticking yes, fill in box G) | <input checked="" type="checkbox"/> |
| h) anything of a similar description to that falling within (e), (f) or (g) (if ticking yes, fill in box H) | <input checked="" type="checkbox"/> |

Provision of late night refreshment (if ticking yes, fill in box I)



Supply of alcohol (if ticking yes, fill in box J)



In all cases complete boxes K, L and M

A

Plays Standard days and timings (please read guidance note 7)			<u>Will the performance of a play take place indoors or outdoors or both – please tick</u> (please read guidance note 3)	Indoors	<input type="checkbox"/>
				Outdoors	<input type="checkbox"/>
				Both	<input type="checkbox"/>
Day	Start	Finish			
Mon			<u>Please give further details here</u> (please read guidance note 4)		
Tue					
Wed			<u>State any seasonal variations for performing plays</u> (please read guidance note 5)		
Thur					
Fri			<u>Non standard timings. Where you intend to use the premises for the performance of plays at different times to those listed in the column on the left, please list</u> (please read guidance note 6)		
Sat					
Sun					

B

Films Standard days and timings (please read guidance note 7)			Will the exhibition of films take place indoors or outdoors or both – please tick (please read guidance note 3)		Indoors <input type="checkbox"/>
					Outdoors <input type="checkbox"/>
Day	Start	Finish			Both <input type="checkbox"/>
Mon			<u>Please give further details here</u> (please read guidance note 4)		
Tue					
Wed			<u>State any seasonal variations for the exhibition of films</u> (please read guidance note 5)		
Thur					
Fri			<u>Non standard timings. Where you intend to use the premises for the exhibition of films at different times to those listed in the column on the left, please list</u> (please read guidance note 6)		
Sat					
Sun					

C

Indoor sporting events Standard days and timings (please read guidance note 7)			<u>Please give further details</u> (please read guidance note 4)
Day	Start	Finish	
Mon			
Tue			<u>State any seasonal variations for indoor sporting events</u> (please read guidance note 5)
Wed			
Thur			<u>Non standard timings. Where you intend to use the premises for indoor sporting events at different times to those listed in the column on the left, please list</u> (please read guidance note 6)
Fri			
Sat			
Sun			

D

Boxing or wrestling entertainments Standard days and timings (please read guidance note 7)			<u>Will the boxing or wrestling entertainment take place indoors or outdoors or both – please tick</u> (please read guidance note 3)	Indoors	<input type="checkbox"/>
				Outdoors	<input type="checkbox"/>
				Both	<input type="checkbox"/>
Day	Start	Finish	<u>Please give further details here</u> (please read guidance note 4)		
Mon					
Tue					
			<u>State any seasonal variations for boxing or wrestling entertainment</u> (please read guidance note 5)		
Wed					
Thur					
			<u>Non standard timings. Where you intend to use the premises for boxing or wrestling entertainment at different times to those listed in the column on the left, please list</u> (please read guidance note 6)		
Fri					
Sat					
Sun					

E

Live music Standard days and timings (please read guidance note 7)			<u>Will the performance of live music take place indoors or outdoors or both – please tick</u> (please read guidance note 3)		Indoors <input checked="" type="checkbox"/>
					Outdoors <input type="checkbox"/>
Day	Start	Finish	Both <input type="checkbox"/>		
Mon			<u>Please give further details here</u> (please read guidance note 4) GENERALLY FRIDAY / SATURDAY OCCASIONALLY THU/ SUN		
Tue					
Wed			<u>State any seasonal variations for the performance of live music</u> (please read guidance note 5)		
Thur					
	1800	2300			
Fri			<u>Non standard timings. Where you intend to use the premises for the performance of live music at different times to those listed in the column on the left, please list</u> (please read guidance note 6)		
	1800	2400			
Sat			XMAS EVE 18.00- 01.00 BANK HOLIDAY NEW YEARS EVE 18.00- 01.30 MONDAYS 15.00-22.00 HALLOWEEN 18.00 – 24.00		
	1800	2400			
Sun			ST PATRICKS DAY 17 TH MARCH 18.00-24.00 ST GEORGES DAY 23RD APRIL 18.00 – 24.00 EPSOM DERBY RACE MEETING 18.00-24.00		
	1700	2200			

F

Recorded music Standard days and timings (please read guidance note 7)			<u>Will the playing of recorded music take place indoors or outdoors or both – please tick</u> (please read guidance note 3)	Indoors	<input checked="" type="checkbox"/>
				Outdoors	<input type="checkbox"/>
				Both	<input type="checkbox"/>
Day	Start	Finish	<u>Please give further details here</u> (please read guidance note 4) GENERAL TV OR PIPED BACK GROUND MUSIC WHISLT THE CAFÉ BAR IS OPEN MON /SUN		
Mon	0800	2300			
Tue	0800	2300			
Wed	0800	2300			
Thur	0800	2300	<u>State any seasonal variations for the playing of recorded music</u> (please read guidance note 5)		
Fri	0800	2400			
Sat	0800	2400			
Sun	0900	2300			
			<u>Non standard timings. Where you intend to use the premises for the playing of recorded music at different times to those listed in the column on the left, please list</u> (please read guidance note 6)		
			THE HOURS STATED ARE THE GEN OPENING HOURS OF THE CAFÉ BAR ONLY EXTENDED IN THE EVENT OF BEING OPEN EXTENDED HOURS XMAS EVE / NEW YEARS EVE OR UNTIL 24.00 ON A WEEK NIGHT IF ST PATRICKS HALLOWEEN ETC		

SAME AS LIVE MUSIC
on standard timings

BANK HOLIDAY MONDAY
NORMAL HOURS AS ABOVE.

XMAS EVE UNTIL 01:00
 NEW YEARS EVE UNTIL 01:30
 HALLOWEEN UNTIL 00:00
 ST PATRICKS DAY 17TH MARCH UNTIL
 00:00
 ST GEORGES DAY UNTIL 00:00
 EPSOM DERBY DAY UNTIL 00:00

G

Performances of dance Standard days and timings (please read guidance note 7)			Will the performance of dance take place indoors or outdoors or both – please tick (please read guidance note 3)	Indoors	<input checked="" type="checkbox"/>
				Outdoors	<input type="checkbox"/>
				Both	<input type="checkbox"/>
Day	Start	Finish			
Mon			<u>Please give further details here</u> (please read guidance note 4) THROUGHOUT OUR REGULAR OPENING HOURS WE WILL LET PEOPLE DANCE WITH IN REASON AT ANY TIME THE THEME OF THE BAR IS MORE AIMED AT 30 PLUS AGE GROUP WITH THAT BACKGROUND MUSIC THEME		
	08 00	23 00			
Tue					
	08 00	23 00			
Wed			<u>State any seasonal variations for the performance of dance</u> (please read guidance note 5)		
	08 00	23 00			
Thur					
	08 00	23 00			
Fri			<u>Non standard timings. Where you intend to use the premises for the performance of dance at different times to those listed in the column on the left, please list</u> (please read guidance note 6) CHRISTAMS EVE EXTENDED UNTILL 01.00XMAS DAY		
	08 00	24 00			
Sat			NEW YEARS EVE EXTENDED UNTILL 01.30 NEW YEARS DAY ON ANY OTHER SPECIFIC NATIONAL HOLIDAY WHEN THE HOURS ARE EXTENDED UNTILL 24.00 ON A WEEK DAY		
	08 00	24 00			
Sun					
	09 00	23 00			

SAME AS LIVE MUSIC

NON STANDARD TIMINGS

BANK HOLIDAY MONDAY

NORMAL HOURS AS ABOVE

X'MAS EVE UNTIL 01:00

NEW YEARS EVE UNTIL 01:30

HALLOWEEN UNTIL 00:00

ST PATRICKS DAY 17th MARCH UNTIL 00:00

ST GEORGE'S DAY UNTIL 00:00

EPSOM DERBY DAY UNTIL 00:00

H

Anything of a similar description to that falling within (e), (f) or (g) Standard days and timings (please read guidance note 7)			Please give a description of the type of entertainment you will be providing		
Day	Start	Finish	Will this entertainment take place indoors or outdoors or both – please tick (please read guidance note 3)	Indoors	<input checked="" type="checkbox"/>
Mon				Outdoors	<input type="checkbox"/>
	18 00	23 00		Both	<input type="checkbox"/>
Tue			Please give further details here (please read guidance note 4) ALONG WITH THE OPENING HOURS WE ARE LOOKING AT COMEDY NIGHT WHICH WILL INVOLVE THE USE OF A MICROPHONE THIS WILL BE IN THE EVENING OCCSIONALLY ALSO MAY BE A MONTHLY QUIZ NIGHT		
	18 00	23 00			
Wed					
	18 00	23 00			
Thur			State any seasonal variations for entertainment of a similar description to that falling within (e), (f) or (g) (please read guidance note 5)		
	18 00	23 00			
Fri					
	18 00	24 00			
Sat			Non standard timings. Where you intend to use the premises for the entertainment of a similar description to that falling within (e), (f) or (g) at different times to those listed in the column on the left, please list (please read guidance note 6) DATES ARE NOT FIXED FOR THESE EVENTS BUT WOULD NOT EXTEND OVER OUR REGUALR OPENING HOURS		
	18 00	24 00			
Sun					
	18 00	23 00			

I

Late night refreshment Standard days and timings (please read guidance note 7)			Will the provision of late night refreshment take place indoors or outdoors or both – please tick (please read guidance note 3)	Indoors	<input checked="" type="checkbox"/>
				Outdoors	<input type="checkbox"/>
				Both	<input type="checkbox"/>
Day	Start	Finish			
Mon			<u>Please give further details here</u> (please read guidance note 4) SUPPLY OF DRINK ONLY BETWEEN 2300/2400 ON FRIDAY /SATURDAY		
Tue					
Wed			<u>State any seasonal variations for the provision of late night refreshment</u> (please read guidance note 5)		
Thur					
Fri	2300	2400	<u>Non standard timings. Where you intend to use the premises for the provision of late night refreshment at different times, to those listed in the column on the left, please list</u> (please read guidance note 6) CHRISTMAS EVE UNTIL 01.00 CHRISTMAS DAY NEW YEARS EVE UNTIL 01.30 NEW YEARS DAY		
Sat	2300	2400			
Sun					

J

Supply of alcohol Standard days and timings (please read guidance note 7)			<u>Will the supply of alcohol be for consumption – please tick</u> (please read guidance note 8) WE WILL SERVE ALCOHOL TO THE OUTSIDE TERRACE ALONG AS WITHIN THE UNIT DESIGNATED AREA	On the premises	<input checked="" type="checkbox"/>
				Off the premises	<input type="checkbox"/>
				Both	<input type="checkbox"/>
Day	Start	Finish	<u>State any seasonal variations for the supply of alcohol</u> (please read guidance note 5)		
Mon	0900	2300			
Tue	0900	2300			
Wed	0900	2300			
			<u>Non standard timings. Where you intend to use the premises for the supply of alcohol at different times to those listed in the column on the left, please list</u> (please read guidance note 6) CHRISTMAS EVE 0900 – 01.00 CHRISTMAS DAY NEW YEARS EVE 0900 – 01.30 NEW YEARS DAY THEN UNTIL 24.00 ON A UK NATIONAL HOLIDAY NOT AT THE WEEKEND HALLOWEEN UNTIL 00:00 ST PATRICK'S DAY 17th MARCH UNTIL 00:00 ST GEORGE'S DAY UNTIL 00:00 EPSOM DERBY DAY UNTIL 00:00		
Thur	0900	2300			
Fri	0900	2400			
Sat	0900	2400			
Sun	1000	2300			

State the name and details of the individual whom you wish to specify on the licence as designated premises supervisor (Please see declaration about the entitlement to work in the checklist at the end of the form):

Name DEAN KIRBY	
Date of birth	10 02 1966
Address THE RIDGE 51 ST CLAIR DRIVE WORCESTER PARK SURREY	
Postcode	KT4 8UG
Personal licence number (if known) 5870/16/00735/LAPERS	
Issuing licensing authority (if known) LONDON BOROUGH OF SUTTON	

□□□□

K

Please highlight any adult entertainment or services, activities, other entertainment or matters ancillary to the use of the premises that may give rise to concern in respect of children (please read guidance note 9).

N/A

L

Hours premises are open to the public Standard days and timings (please read guidance note 7)			State any seasonal variations (please read guidance note 5)
Day	Start	Finish	
Mon	08 00	23 00	<p><u>Non standard timings. Where you intend the premises to be open to the public at different times from those listed in the column on the left, please list</u> (please read guidance note 6)</p> <p>CHRISTMAS EVE 08 00 – 01 30 CHRISTMAS DAY</p> <p>NEW YEARS EVE 08 00 – 02 00 NEW YEARS DAY</p> <p>IF A UK NATIONAL HOLIDAY SHOULD FALL ON A WEEK DAY WE WOULD ASK TO CLOSE AT 24.00 AT THE LATEST</p> <p>HALLOWEEN UNTIL 00:00</p> <p>ST PATRICK'S DAY UNTIL 00:00</p> <p>ST GEORGE'S DAY UNTIL 00:00</p> <p>EPSOM DERBY DAY UNTIL 00:00</p>
Tue	08 00	23 00	
Wed	08 00	23 00	
Thur	08 00	23 00	
Fri	08 00	24 00	
Sat	08 00	24 00	
Sun	09 00	23 00	

M Describe the steps you intend to take to promote the four licensing objectives:

a) General – all four licensing objectives (b, c, d and e) (please read guidance note 10)

WORKING ALONGSIDE OTHER LICENSED PREMISES WITHIN EPSOM
SQUARE WITH DIRECT CONTACT ALSO JOINING THE EPSOM PUB WATCH
SCHEME CONTACT WITH 24HR CENTRE MANAGEMENT IN EPSOM SQUARE
INCLUSION OF MORE NONALCOHOLIC BEVERAGES DURING ALL OPENING
HOURS
PERSONAL MEMBERSHIP OF THE BII
WE ARE GENERALLY AIMING FOR AN OLDER CLIENTELE

b) The prevention of crime and disorder

CCTV HIGH QUALITY RECORDABLE CAMERAS INSIDE AND OUT
TRAINED ON THE FRONT ENTRANCE MAIN BAR AREA AND SERVING AREA
THIS WILL BE RECORDABLE AND MADE AVAILABLE TO POLICE AND
LICENCING ON REQUEST
BATHROOM CHECKS TO BE CARRIED OUT REGULAR FOR THE PREVENTION OF
DRUG USE ALSO ALL BATHROOMS TO HAVE CONCEALED CISTERNS AS A
DETERENT
SIA SECURITY ON WEEKEND NIGHTS AND BUSY TIMES AS REQUIRED EG.
SPORTING EVENTS DERBY DAY ETC
WORKING WITHIN THE CHALLENGE 25 SCHEME

c) Public safety

CCTV AS ABOVE 2 TB MEMORY 160 DAY RECORDING 4 /5 CAMERAS
AVAILABLE TO POLICE AND LICENCING OFFICIALS ON REQUEST
FIRST AID TRAINED STAFF
STAFF TO BE TRAINED TO UNDERSTAND ALL ASPECTS OF PUBLIC SAFETY
ZERO TOLERANCE TO DRUGS
SIA DOOR STAFF AS ABOVE
ALWAYS KEEPING WITHIN A FAIR CUSTOMER TO STAFF RATIO

d) The prevention of public nuisance

DOUBLE DOOR ENTRY SYSTEM (PREVENTION OF NOISE TRANSFER)
NO OUTSIDE TERRACE AFTER 22.00
A SECTIONED AREA AT NIGHT FOR SMOKERS AWAY FROM THE ENTRANCE
THIS WILL BE TO THE RIGHT OF THE UNIT LOOKING FACE ON
NO NEW ENTRY 1 HOUR BEFORE CLOSING ON ANY EVENING
SIA SECURITY ON LIVE MUSIC NIGHTS AND BUSIER TIMES
NOTICES AND STAFF ADVISE TO RESPECT NEIGHBOURS ON LEAVING THE
PREMISES
A RETRACTABLE BLIND WILL COVER OVER THE ENTRANCE AREA TO REDUCE
NOISE TRANSFER

e) The protection of children from harm

ALL CHILDREN TO BE ACCOMPANIED BY A RESPONSIBLE ADULT DURING THE DAY AS A CAFÉ UNTIL 1900 HOURS
NO CHILDREN WILL BE ADMITTED AFTER THIS TIME UNLESS WITHIN A FAMILY GROUP ATTENDING A PRIVATE PREARRANGED FUNCTION
THE CHALLENGE 25 SCHEME WILL BE IMPLEMENTED THROUGH OUT OPENING HOURS

Checklist:

Please tick to indicate agreement


- I have made or enclosed payment of the fee. ☒
- I have enclosed the plan of the premises. ☒
- I have sent copies of this application and the plan to responsible authorities and others where applicable. ☒
- I have enclosed the consent form completed by the individual I wish to be designated premises supervisor, if applicable. ☒
- I understand that I must now advertise my application. ☒
- I understand that if I do not comply with the above requirements my application will be rejected. ☒
- ☐ [Applicable to all individual applicants, including those in a partnership which is not a limited liability partnership, but not companies or limited liability partnerships] I have included documents demonstrating my entitlement to work in the United Kingdom (please read note 15). ☒

IT IS AN OFFENCE, UNDER SECTION 158 OF THE LICENSING ACT 2003, TO MAKE A FALSE STATEMENT IN OR IN CONNECTION WITH THIS APPLICATION. THOSE WHO MAKE A FALSE STATEMENT MAY BE LIABLE ON SUMMARY CONVICTION TO A FINE OF ANY AMOUNT.

IT IS AN OFFENCE UNDER SECTION 24B OF THE IMMIGRATION ACT 1971 FOR A PERSON TO WORK WHEN THEY KNOW, OR HAVE REASONABLE CAUSE TO BELIEVE, THAT THEY ARE DISQUALIFIED FROM DOING SO BY REASON OF THEIR IMMIGRATION STATUS. THOSE WHO EMPLOY AN ADULT WITHOUT LEAVE OR WHO IS SUBJECT TO CONDITIONS AS TO EMPLOYMENT WILL BE LIABLE TO A CIVIL PENALTY UNDER SECTION 15 OF THE IMMIGRATION, ASYLUM AND NATIONALITY ACT 2006 AND PURSUANT TO SECTION 21 OF THE SAME ACT, WILL BE COMMITTING AN OFFENCE WHERE THEY DO SO IN THE KNOWLEDGE, OR WITH REASONABLE CAUSE TO BELIEVE, THAT THE EMPLOYEE IS DISQUALIFIED.

Part 4 – Signatures (please read guidance note 11)

Signature of applicant or applicant's solicitor or other duly authorised agent (see guidance note 12). If signing on behalf of the applicant, please state in what capacity.

Declaration	<ul style="list-style-type: none"> [Applicable to individual applicants only, including those in a partnership which is not a limited liability partnership] I understand I am not entitled to be issued with a licence if I do not have the entitlement to live and work in the UK (or if I am subject to a condition preventing me from doing work relating to the carrying on of a licensable activity) and that my licence will become invalid if I cease to be entitled to live and work in the UK (please read guidance note 15). The DPS named in this application form is entitled to work in the UK (and is not subject to conditions preventing him or her from doing work relating to a licensable activity) and I have seen a copy of his or her proof of entitlement to work, if appropriate (please see note 15)
Signature	
Date	03/04/2017
Capacity	MANAGING DIRECTOR / DESIGNATED PREMISES SUPERVISOR

For joint applications, signature of 2nd applicant or 2nd applicant's solicitor or other authorised agent (please read guidance note 13). If signing on behalf of the applicant, please state in what capacity.

Signature	
Date	
Capacity	

Contact name (where not previously given) and postal address for correspondence associated with this application (please read guidance note 14) DEAN KIRBY			
THE RIDGE 51 ST CLAIR DRIVE			
Post town	WORCESTER PARK	Postcode	KT4 8UG
Telephone number (if any)	07768 194491		
If you would prefer us to correspond with you by e-mail, your e-mail address (optional) deankirby66@hotmail.co.uk			

Notes for Guidance











1. Describe the premises, for example the type of premises, its general situation and layout and any other information which could be relevant to the licensing objectives. Where your application includes off-supplies of alcohol and you intend to provide a place for consumption of these off-supplies, you must include a description of where the place will be and its proximity to the premises.

DIA Y NOCHE

EPSOM KT19 8AS

1338 SQ.FT / 124.3 SQ.M.

[illegible]

- | | | |
|-----|---|--|
| 1. |  | Don't get discouraged! |
| 2. |  | ANSWER: $1.25 \times 10^{-12} \text{ mol/L}$ $\times 6.022 \times 10^{23} \text{ mol}^{-1} = 7.5 \times 10^{11}$ |
| 3. |  | ANSWER: $1.25 \times 10^{-12} \text{ mol/L}$ $\times 6.022 \times 10^{23} \text{ mol}^{-1} = 7.5 \times 10^{11}$ |
| 4. |  | ANSWER: $1.25 \times 10^{-12} \text{ mol/L}$ $\times 6.022 \times 10^{23} \text{ mol}^{-1} = 7.5 \times 10^{11}$ |
| 5. |  | ANSWER: $1.25 \times 10^{-12} \text{ mol/L}$ $\times 6.022 \times 10^{23} \text{ mol}^{-1} = 7.5 \times 10^{11}$ |
| 6. |  | ANSWER: $1.25 \times 10^{-12} \text{ mol/L}$ $\times 6.022 \times 10^{23} \text{ mol}^{-1} = 7.5 \times 10^{11}$ |
| 7. |  | ANSWER: $1.25 \times 10^{-12} \text{ mol/L}$ $\times 6.022 \times 10^{23} \text{ mol}^{-1} = 7.5 \times 10^{11}$ |
| 8. |  | ANSWER: $1.25 \times 10^{-12} \text{ mol/L}$ $\times 6.022 \times 10^{23} \text{ mol}^{-1} = 7.5 \times 10^{11}$ |
| 9. |  | ANSWER: $1.25 \times 10^{-12} \text{ mol/L}$ $\times 6.022 \times 10^{23} \text{ mol}^{-1} = 7.5 \times 10^{11}$ |
| 10. |  | ANSWER: $1.25 \times 10^{-12} \text{ mol/L}$ $\times 6.022 \times 10^{23} \text{ mol}^{-1} = 7.5 \times 10^{11}$ |

0009-6382(200707)27:7;1-P

- [illegible]



TV & MEDIA BOXES
INTERNET ROUTER
AMPLIFIERS FOR TV AND STEREO
■ - SPEAKERS



SCALE 1:100 on A4

3.00m